

MONTHLY MEMBERSHIP PROGRESS REPORT

District 25 A

Results as of: 1/31/2024

GMT:

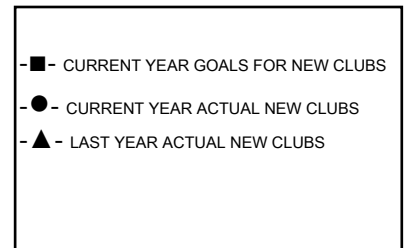
LOCATION INDIANA

GMT CA

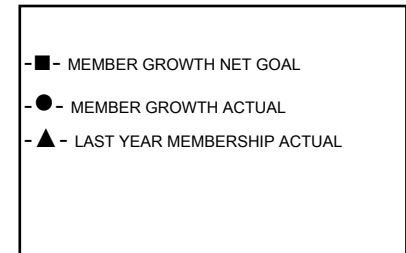
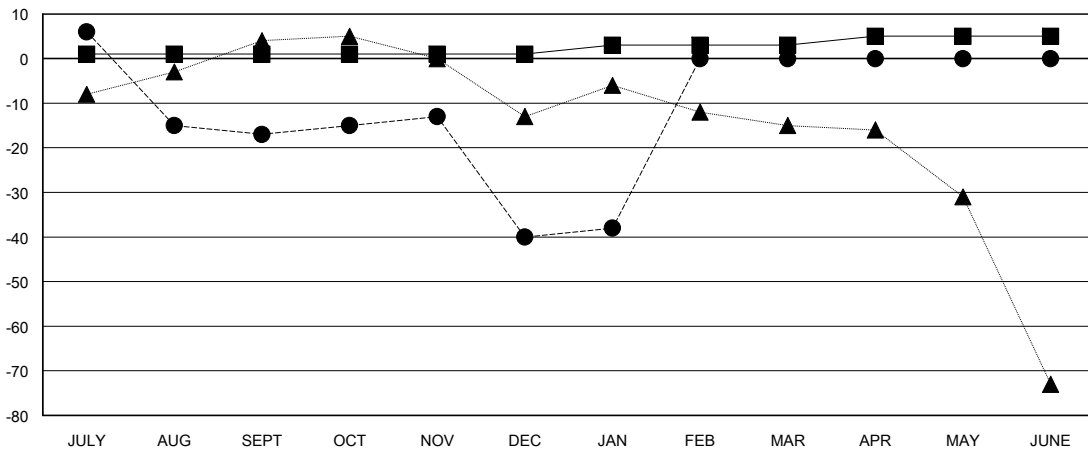
Clubs			
RESULTS FOR 2023-2024			
QUARTER	NEW CLUB GOAL	NEW CLUBS	DROPPED CLUBS
JULY/AUG/SEPT	0	0	1
OCT/NOV/DEC	1	0	2
JAN/FEB/MAR	0	0	0
APR/MAY/JUNE	0	0	0

Members			
RESULTS FOR 2023-2024			
QUARTER	MEMBER GROWTH NET GOAL	MEMBER GROWTH ACTUAL	DROPPED MEMBERS ACTUAL (including transfers)
JULY/AUG/SEPT	1	32	44
OCT/NOV/DEC	0	14	36
JAN/FEB/MAR	2	11	8
APR/MAY/JUNE	2	0	0

GOALS AND ACTUAL NEW CLUBS CUMULATIVE



GOALS AND ACTUAL MEMBERS CUMULATIVE



DROPPED CLUBS: 3	23 CLUBS OF 49 ADDED 1 OR MORE NEW MEMBERS	GENDER DISTRIBUTION	
		MALE 685 (62.33%)	FEMALE 410 (37.31%)
DROPPED MEMBERS		CLICK HERE FOR CUMULATIVE MEMBERSHIP DATA	TOTAL FAMILY UNIT MEMBERS 304
DECEASED 12	CLUB CANCELLED 12		FAMILY MEMBERS PAYING HALF DUES 159
OTHER 64	TOTAL 88		